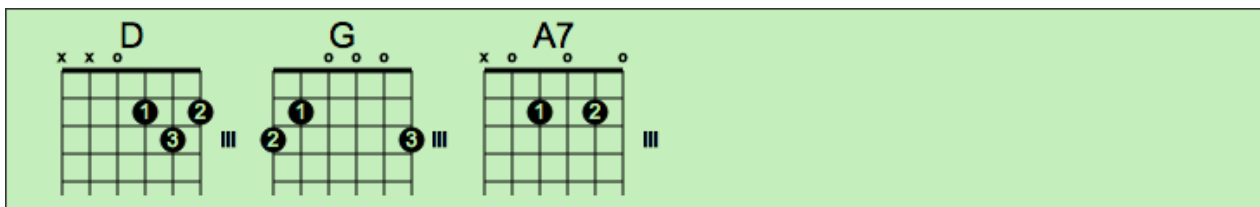


GUITAR CHORDS IN D MAJOR

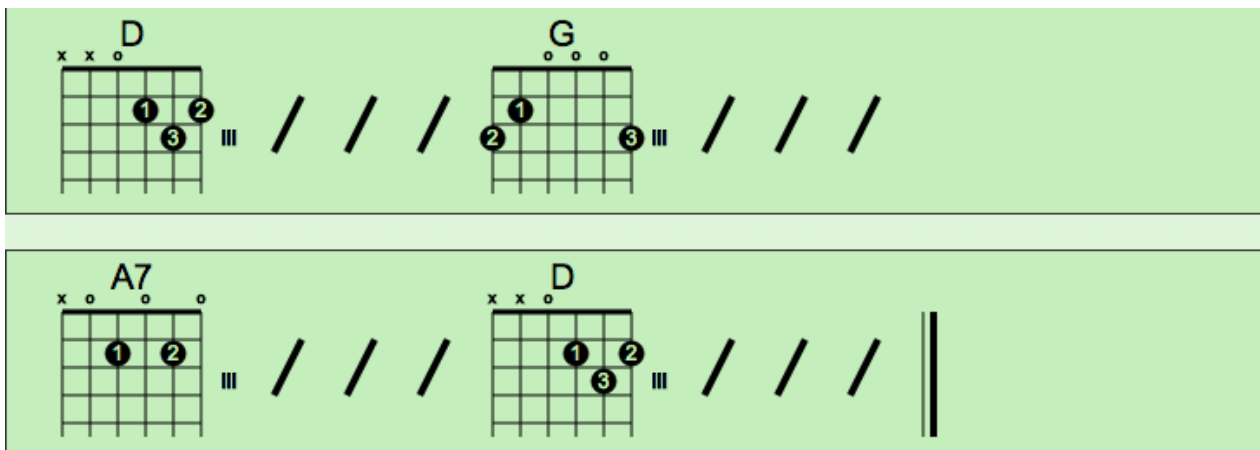
Principal Chords In D Major

The three principal chords in D major are the D, G, and A7th chords.



Practice forming the chords paying attention to the fingering. When practicing changing between chords always play at a steady tempo. The example that follows is written in 4 beats to each bar with the chord letter as beat one followed by the three chord slashes. Count a steady one, two, three, four in your head as you play. You may use a pick with your right hand or the fleshy part of your thumb to pick out the rhythm.

Chord Progression 1.



Practice forming the chords paying attention to the fingering.

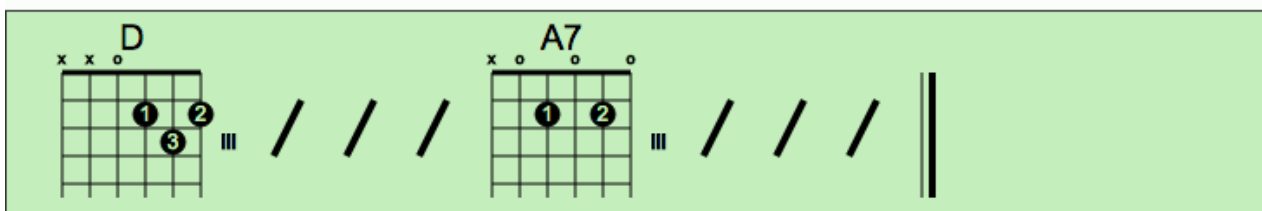
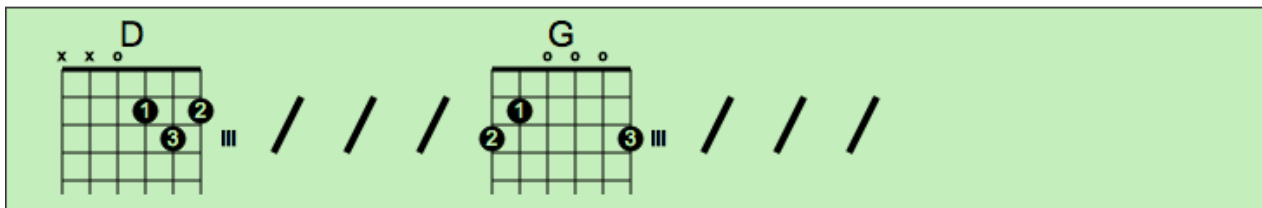
When practicing changing between chords always play at a steady tempo.

The example above is written in 4 beats to each bar with the chord letter as beat one followed by the three chord slashes.

Count a steady one, two, three, four in your head as you play.

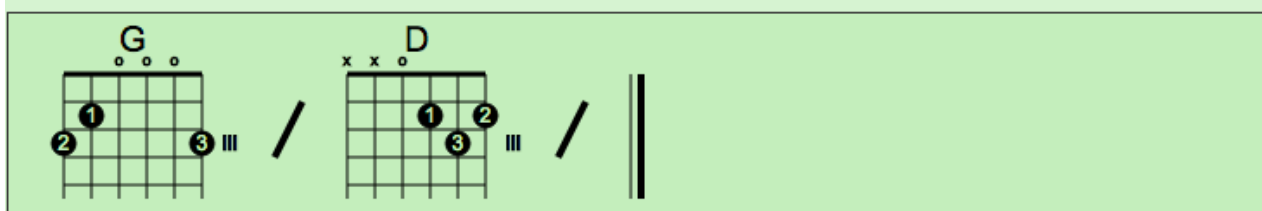
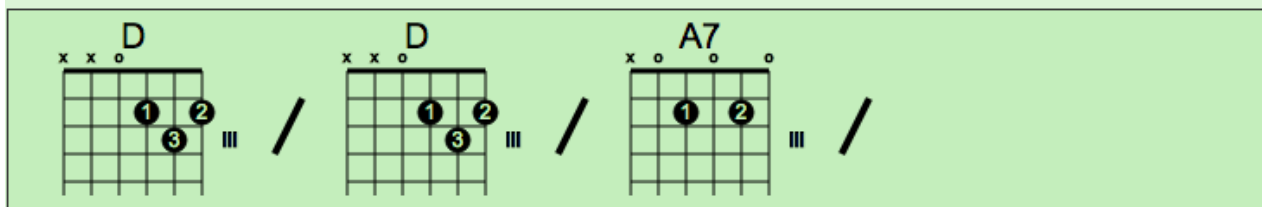
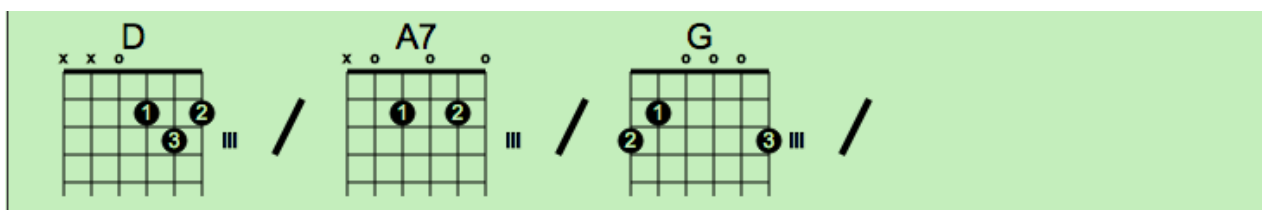
You may use a pick with your right hand or the fleshy part of your thumb to pick out the rhythm.

Chord Progression 2.



Remember practice slowly at first then gradually build up the tempo.

Chord Progression 3.



The example above is written in 2 beats changes. This will require you to change every 2 beats, so take it very slowly at first then gradually work up to a faster tempo.